

## Pendulum bucket elevator PBE 10, PBE 20



The pendulum bucket elevators produced by Cimbria can be delivered in two types, depending on the amount of product to be transported. This conveyor has the big benefit of combining both horizontal and vertical transport in one machine. Adding the very gentle way of transporting, the pendulum bucket elevator is the perfect conveyor for seeds and other sensible products. By means of using different speeds, there's a wide range of different hourly capacities that can be reached.

Max. capacity m³/h	10	23
Type	PBE 10	PBE 20

Cimbria pendulum bucket elevators are designed modularly and are normally powder coated. On request, hot dip galvanized surfaces are also possible.

### 1. tensioning station:

This station is situated in the foot section as the first part. By means of turning a spindle, the tension of the chain carrying the buckets is easily adjustable.

### 2. inlet section:

The overlapping of the buckets in this section grants that all product inserted will go into the buckets passing by without any loss. Generally, a vibratory feeder should be used before the inlet to guarantee a harmonious filling of the buckets. The installation of several inlets is possible.

### 3. Intermediate sections:

the intermediate vertical and horizontal sections are delivered in a standard length. To reach the correct heights and lengths of the system, fitting pieces with specific lengths for each order are attached. The connection of the slots with each other and with the other stations is done by means of flanges that are screwed with each other.

### 4. corner sections:

these corners sections can either form an "L" or a "T", thus being able to form various transport lines (please find schemas on page 2). Speed guard integrated in lower corner station.

### 5. outlet section:

During the whole way through the pendulum bucket elevator, the buckets are always in a horizontal position. Only in the outlet section, the buckets are tilted by a lever that can also be operated pneumatically if several outlet stations are installed. In this case, one of the outlets is activated, all the others are not in operation and the buckets pass them by in horizontal position. The total rotation of the bucket at the outlet guarantees a complete emptying.

### 6. drive section:

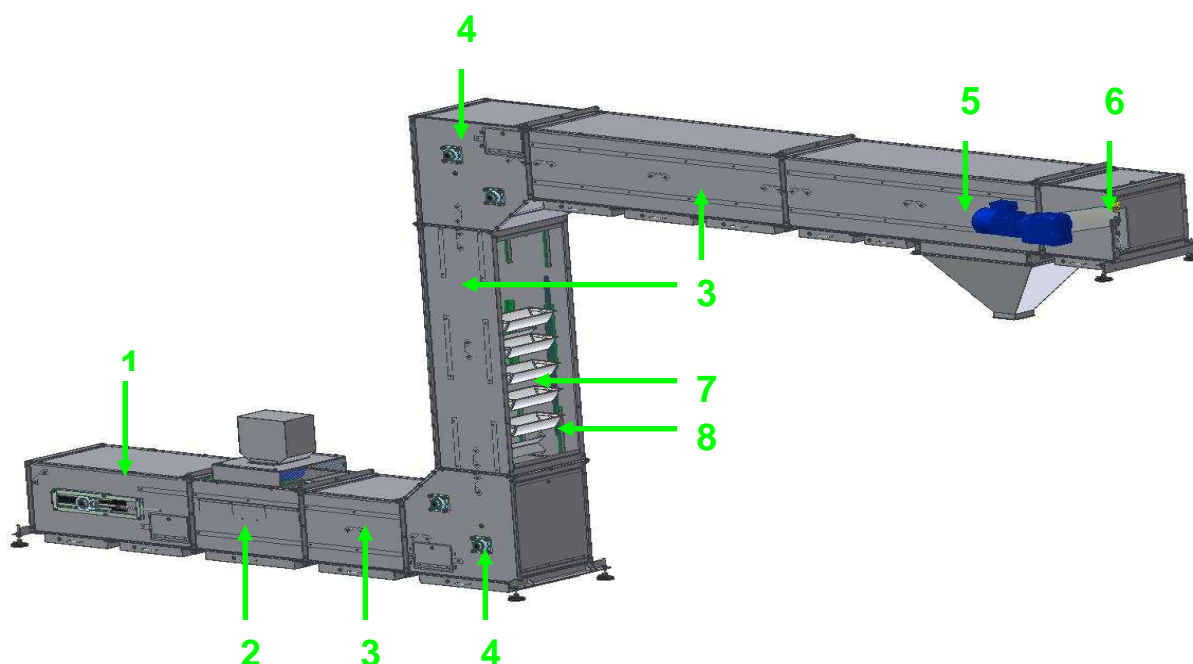
This is the last station in the system. The gear motors have torque control (=overload protection) and a brake. Variable speed is available on request. It is necessary to use a soft starter. Braking must happen temporally delayed after stopping the feeder.

### 7. buckets:

The buckets are made of plastic that can be food safe and antistatic on request. Stainless steel buckets and automatic bucket-cleaning system are also available.

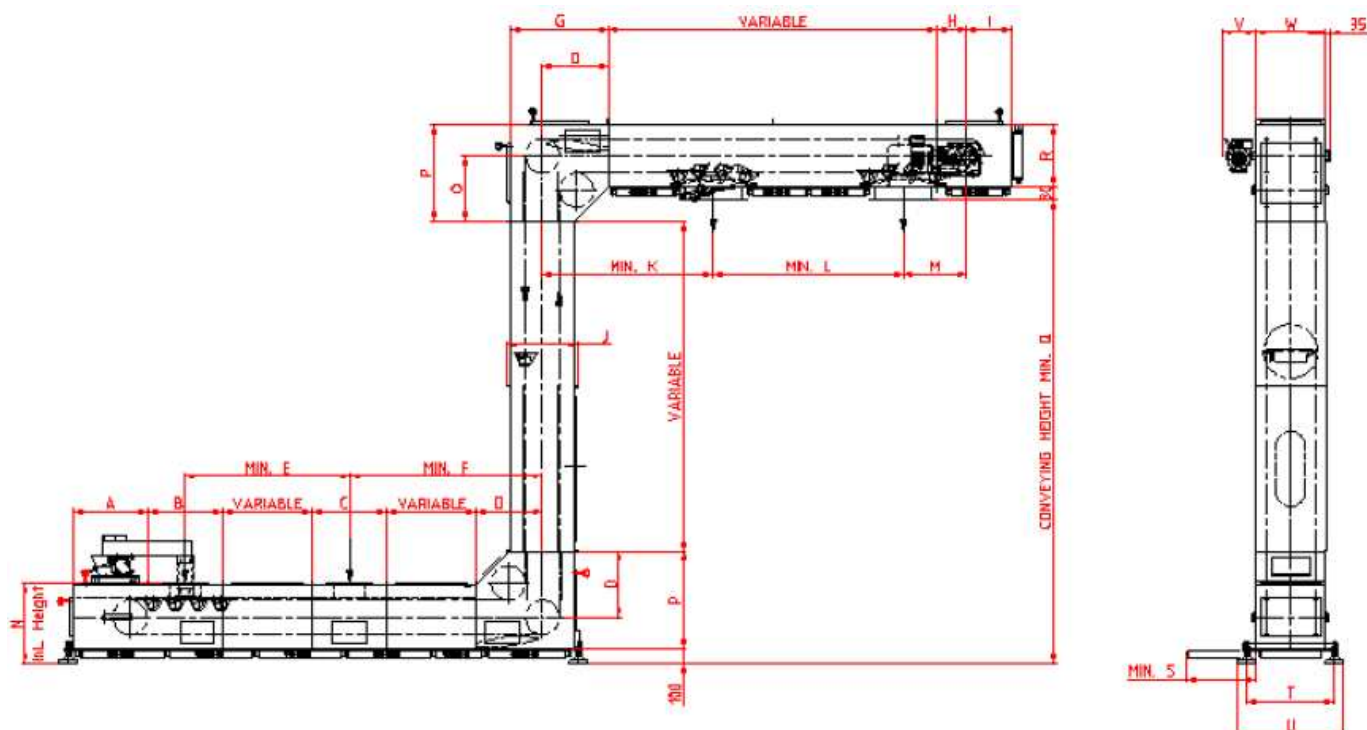
### 8. chain:

the metal chain grants long life and is easy to assemble by means of using simple master links. The buckets can be taken off the chain without any tools, therefore changing of Buckets is very easy.





## Pendulum bucket elevator PBE 10, PBE 20



measurements in mm

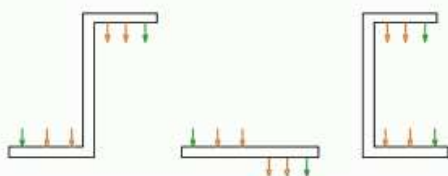
Modell	A	B	C	D	E	F	G	H	I	J	K	L	M	N	O	P	Q	R	S	T	U	V	W
Type PBE 10	500	500	500	440	500	690	650	200	303	485	665	600	425	533	440	650	900	420	470	589	712	227	466
Type PBE 20	800	400	600	560	800	910	844	200	350	630	1083	1000	700	653	560	844	1140	590	700	740	840	190	640

### STANDARD INSTALLATIONS

Z - VERSION

I - VERSION

C - VERSION



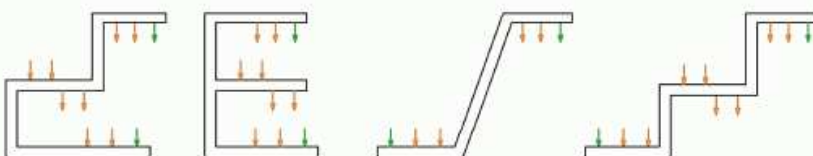
### SPECIAL INSTALLATIONS

C - Z - VERSION

E - VERSION

ANGLE - Z - VERSION

DOUBLE - Z - VERSION  
(STAIR VERSION)



**OTHER INSTALLATIONS ON REQUEST**